

LEES VOOR BETALING!!

Meest van de producten verkocht in onze winkel zijn elektronische circuit DIY producten, die geschikt zijn voor elektronische liefhebbers om studie en reparatie circuits. Wij garanderen dat de producten zijn in goede staat voor levering, en kunnen niet garanderen 100% succes na installatie. De installatie van de circuit vereist de koper hebben ervaring in het circuit, lees de product beschrijving zorgvuldig voordat betaling. Als u vragen heeft, kunt u raadplegen klantenservice, we zullen technische ondersteuning.
We niet accepteren geschillen veroorzaakt door het niet goed werken als gevolg installatie fouten. In dit geval, zullen we blacklist en klagen aan de koper.

Sinds air transport niet mogelijk producten bevatten batterijen, als er batterijen, het pakket zal worden vernietigd. Alle producten zullen niet bevatten batterijen!

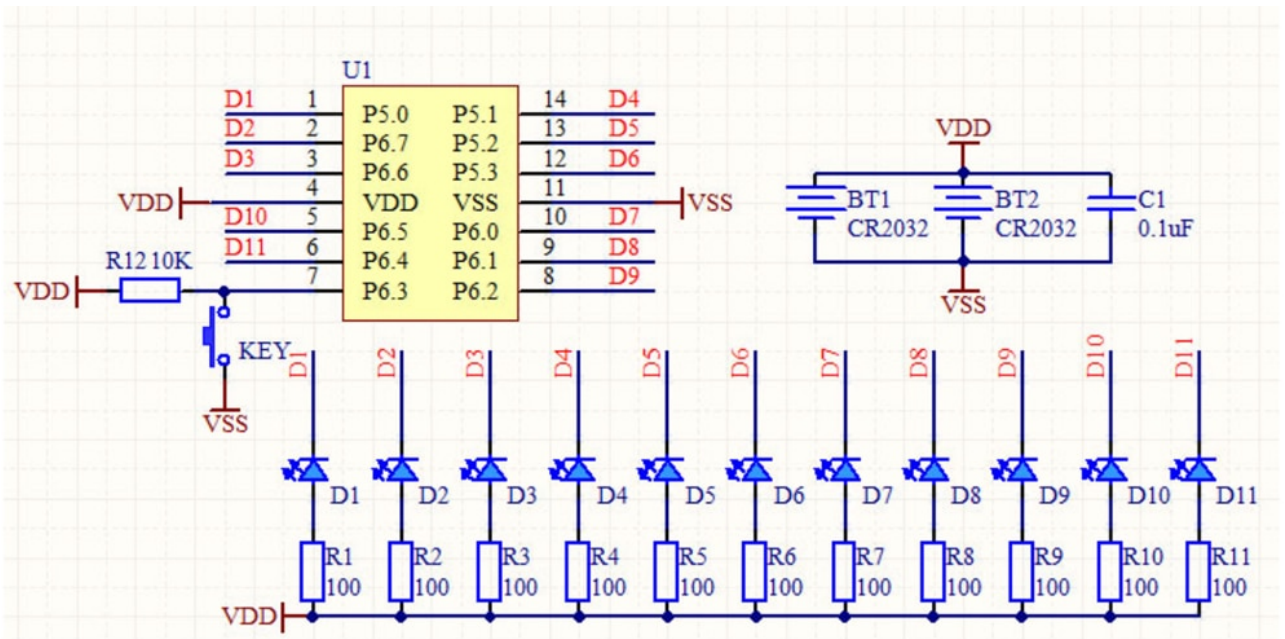
Batterij niet inbegrepen in het pakket!

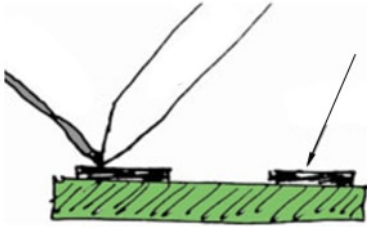
Voor het solderen van de originele patch, is het raadzaam om 0.6-0.8mm soldeer, 63% tin laag smeltpunt soldeer draad, 20W-30W puntige of mes rand.

EYEWINK

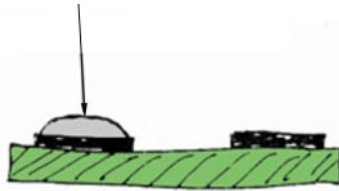









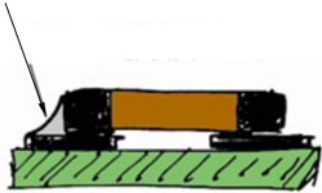
1



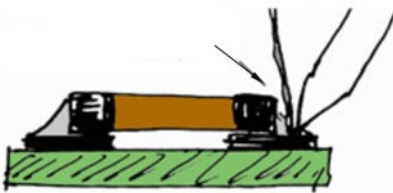
2



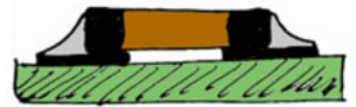
3




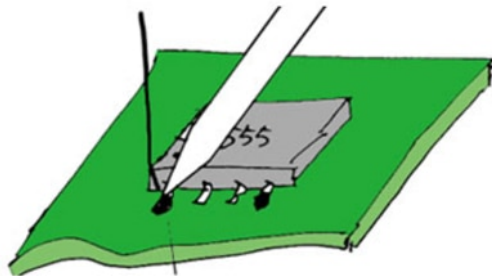
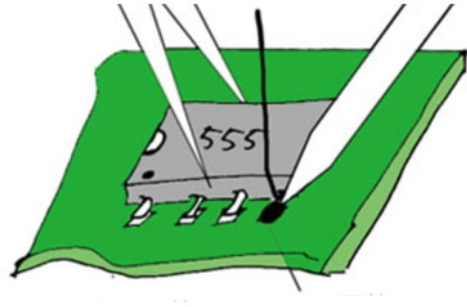

4







5







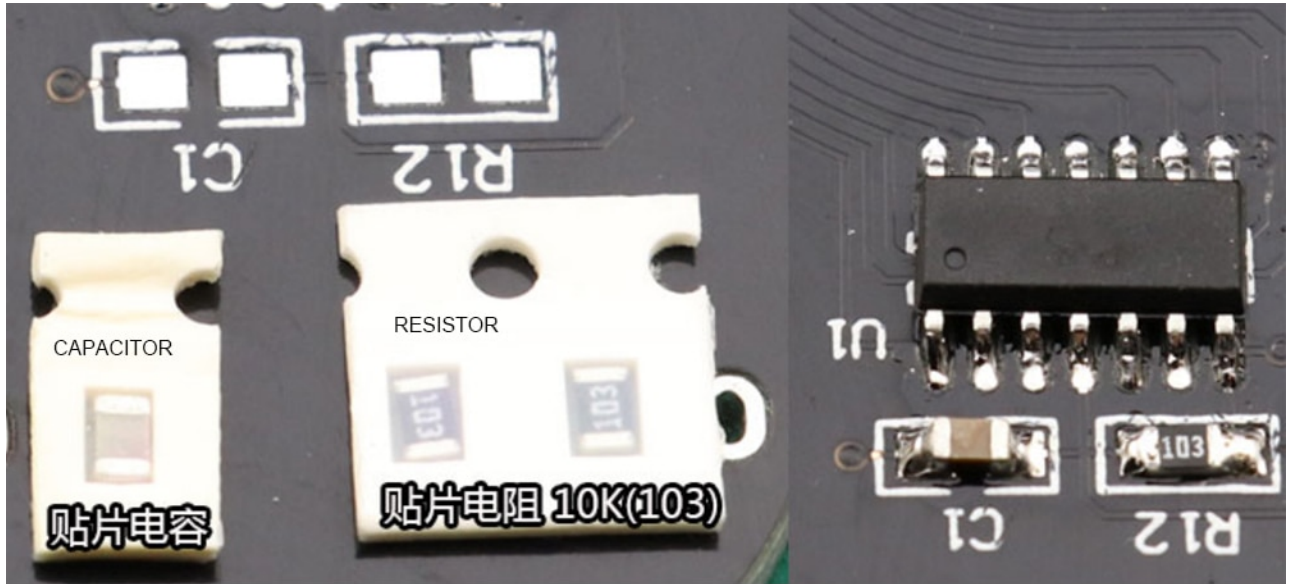
6















这个电池弹片要注意方向



press the switch turn on, and press again, turn off

